



Make a grand entrance

The Dales Collection Composite Doors

Front cover picture, Anthracite Grey/white Bradbourne
style door with lattice glass and satin silver furniture

A photograph of a modern interior. In the foreground, a white door with lattice glass and a satin silver handle is visible. To the left of the door is a white wall with a light switch. To the right is a white wall with a decorative panel. A striped rug is on the floor in front of the door. In the background, a window with a white frame and a brown curtain is visible. A television is on the left, and a small table with a vase of flowers and a framed picture is in front of the window.

Enhance

your home...

Welcome to The Dales Collection

The new and improved Dales Collection of composite doors brings individual style and innovative materials direct to your doorstep.

Behind that classic appearance, you'll find the most advanced engineering, design and technology coming together to bring exceptional beauty and performance to your home. Combining the highest levels of security and thermal efficiency with low maintenance, our composite door range offers outstanding flexibility too.

With even more door styles and colours and a wider range of glazing options to choose from, you can create a look that is perfect for your home. From the contemporary chic of the Wirksworth to the Chatsworth with its traditional Edwardian look or the quaint cottage style of the Middleton, there's sure to be a style to suit you and your home.

Discover more choice

Now, a wider choice of 16 different styles enables you to create a door that is personal to you and your home. From classic to contemporary, understated to bold, our large range gives you the freedom to choose a style that is just right for you.



The Birchover



The Bradbourne



The Brassington



The Bretton

In fact, the right door transforms a house and provides the finishing touch to your home. So use your door to reflect the style you want, and then every time you open it you'll feel proud that you created an exceptional door for your home.



The Chatsworth



The Chelmorton



The Cromford



The Elton

Raise your standards

We've gone to great lengths to ensure that every aspect of your door is manufactured and presented to the highest standards. We understand the importance of a stylish entrance and appreciate the difference it can make to a home.



The Hartington



The Hathersage



The Litton



The Middleton

Every detail of your door has to look superb and perform impeccably. So when you choose your door from The Dales Collection, you can rest assured that every component, detail and finish is designed to last.



The Newhaven



The Thorpe



The Winstar



The Wirksworth

Add a splash of colour

From vibrant red to tranquil green to subtle grey, the colour of your door makes a statement about you and your home. The Dales Collection now gives you a choice of 15 standard colours and now


available in any RAL colour† for a highly personal finish. All of our doors are white on the inside as standard, with colour both sides available as an option.

Door colours

Standard colours



Contemporary colours*



*made to order

Heritage colours*




*made to order

†Any standard /solid/flat RAL colour. No woodgrain/pearlescent finish. 15 day lead time applies




Frame & furniture colours

Frame colours



Furniture colours



Colour both sides is available on a made to order basis.

Door colours are a guide and are only as accurate as the printing process allows. Coloured doors have white interiors as standard. Rosewood and light oak are available both sides. The wood effect finishes on the door and outer frame differ slightly due to the nature of different materials involved.

Classic appearance

with everlasting strength



Your front door needs to look its best in the thick of everyday action.

That's why every single one of our expanded range is designed to stand up to the hardest knocks, the toughest treatment and the harshest weather.

A strong 4mm glass reinforced plastic (GRP) outer skin with a rigid foam in-fill panel means that your door is virtually draught-free and soundproof, giving you higher levels of comfort and energy efficiency. In fact, the heat insulation factor of our doors is up to six times higher than a traditional timber door. The Dales Collection has a realistic woodgrain finish in a wide range of distinctive colours with a good choice of handles, letterboxes and door knockers for you to create your own style. In addition, the latest 5-hook locking system makes it much harder for intruders to break in, helping keep your home secure. What's more, our doors have been approved by the Association of Chief Police Officers through the Secured by Design scheme*.

It's not often that such a high quality product requires so little maintenance. Yet these stunning doors need only occasional cleaning to keep their eye-catching good looks. With The Dales Collection, you can be sure that no matter what your door goes through, its beauty will never fade.

*Subject to specification. See page 16.

Energy efficient and sustainable too!

The Dales Collection of composite doors offers exceptional energy efficiency, offering a minimum 'B'-rated DER (Door Energy Rating) as standard, thanks to a rigid foam insulation core and a solid 4mm GRP outer layer. Our doors will retain up to six times the heat of a timber door – keeping you warm all year round and helping keep your energy bills down.

What's more, our door frames feature thermal inserts made from 100% recycled PVC-U for enhanced sustainability and thermal efficiency.

A-rated performance


If you're looking for the ultimate specification, you'll be pleased to hear we can now offer an 'A'-rated option providing even higher thermal efficiency – ask us in branch for more details.

**PVC-U edge-banding
maximises energy efficiency**
(furniture shown in Satin Silver)



Strength, security and style

with low-maintenance performance



The new Dales Collection combines strength, security and style in a door that requires virtually no maintenance*. How do we do it? It's the composite construction of the door which combines different materials for extra strength, to keep your home warm and secure all year round.

On the outside, a robust glass reinforced 4mm plastic (GRP) skin with a realistic woodgrain finish provides the tough face that your door presents to the world. This exterior skin is much less prone to scratching and denting than steel-faced doors, and will never need painting or varnishing unlike a timber door.

So whether you're wheeling in a pram, carrying in a sofa or rushing in from work, your door will resist the wear and tear of everyday life. GRP is also totally weatherproof, so rain, snow or hailstones will have no effect on your door's outstanding, all-year-round performance.

* See the Eurocell Care and Maintenance Guide (ask your installer for more details).



- A** Insulated rigid foam panel – for enhanced thermal efficiency and sound-proofing
- B** Triple-seal frame ensures the doors remain watertight in even the harshest weather conditions
- C** Tough 4mm GRP outerskin with woodgrain effect finish, available in 15 colours
- D** Optional aluminium low-threshold available – ideal for pushchairs and wheelchair access
- E** 100% recycled PVC-U Thermal Inserts in the frame provide ultimate thermal efficiency and enhanced sustainability
(shown in green for illustration purposes only)



Individual style

with maximum security



Slimline door knockers,
available in all finishes

Something to turn your head

You have a choice of Gold, Chrome or Satin Silver which are made from Stainless Steel, Black Cast Iron effect, Satin Black and White (which are powder coated) handles, letterboxes and door knockers. So not only do they match perfectly, but you enjoy long lasting durability and trouble free performance. Doors can also be fitted with a spyhole built into the knocker if required, so you have the peace of mind of seeing who your visitors are before opening your door.

Our high quality stainless steel handles are available as conventional lever handles or as lever split handles – all covered by our comprehensive 25-year hardware guarantee. House numbers are also available in either polished Chrome, Gold, Satin Silver, White and Satin Black so visitors and the postman can find the right house!

* Gold, Chrome and Satin Silver only

** Black Cast Iron Effect only available for letterboxes and handles.



Keep intruders at bay

The door to your home has an important job to do, protecting you, your family and your possessions from intruders and damage. It's one thing to look good on the outside, but when push comes to shove, can your door withstand the pressure? With The Dales Collection, you don't have to worry. All of our doors feature the very latest 5-hook locking technology which gives your home complete security. We use the latest anti-bump and anti-snap cylinder lock with cylinder guard to make your door far more secure than most other doors available today. If someone tries to break in, PVC-U edge banding to both sides of the door helps protect against damage. Plus, for even greater peace of mind, all of our doors and locks have been through rigorous tests and simulated break-in attempts.





**Stay
warm**
and toasty on
cold nights

Triple-sealed against the elements

The intelligent design of our composite doors and their flush fitting frame feature a high-tech triple weather seal. This includes one external gasket plus two wool pile barriers, keeping draughts and the elements safely outside and you warm and cosy inside.

Fully accredited

The Dales Collection of composite doors have earned the approval of the Association of Chief Police Officers' Secured by Design* scheme and the police preferred specifications, and PAS24 in 2016. Giving you the confidence that your new door and your home are as safe as houses.



Money-back guarantee

What's more, we're so sure of our ultra-secure multi-point locking mechanism, we offer a £1,000 money-back guarantee in the unlikely event of a break in, where the lock is the point of entry**. How's that for peace-of-mind?

* Subject to the door having a chain, spyhole, letterbox restrictor and laminate glass.

Secured by Design requirement must be stated at point of order.

Excludes doors with thumbturn lock

** Guarantee subject to terms and conditions. Guarantee excludes cylinder. Details on request.



A perfect match

All Dales Collection doors feature a weather bar as standard. Choose from Chrome, Gold, Frost White, Berry Red, Derwent Blue, Gothic Black and Heritage green.

Q is for quality

in every single detail of your door

Designed as a complete solution that includes the door, frame and fan light where applicable, you can be confident of built-in quality throughout. A dedicated transom bar means the door frame can be made in one piece, making your door strong and secure with impeccable good looks.

The exceptional workmanship that goes into The Dales Collection during our painstaking manufacturing process means there will be no problems after installation, leaving you free to enjoy your door and your home.

Document Q compliant

Dales Collection doors have BM TRADA Q-Mark certification and conform to the new approved Document Q regulation. As Document Q means higher security, you can be content in the knowledge that each element of your door has been built to safer and more secure high quality standards*.

10-year guarantee

A full ten-year guarantee gives you real peace of mind, particularly when it covers hardware and the surface finish, which will retain its original looks for up to 25 years. This highlights the depth of quality we build into our product specification – you won't find a more comprehensive guarantee.

*Excludes doors with toplights, thumbturn lock, unglazed and triple glazed doors





Low-threshold for easier access

The Dales Collection of composite doors has been designed with a low threshold option, available in Chrome or Gold, to complement the rest of your door furniture. This removes the raised threshold along the bottom of the door, giving you easier access to your home. In addition, the foot of the door frame is end-milled to the threshold, for strength and a superior finish. We can also offer thresholds to meet Part M of the Building Regulations which are perfect for people with pushchairs and for wheelchair users.





Through the looking glass

Beauty that shines through

You can choose from bold half-glazing, through to contemporary arches and traditional glazing infused with decorative picture art. From traditional designs to abstract geometric shapes and colourful glass options, we're sure to have a design for you. Our wide range of glazing options enables you to add the finishing touch to your door and complement your home. All of our glass designs are made using the highest quality materials, so glass colours will remain bright and vibrant for years to come. Manufactured using traditional techniques and finished by hand, our glass options offer the best possible finish.

Triple-glazed options

We offer an extensive range of triple-glazed glass in many stunning designs including some Gold and Silver lead options. Constructed using hand-cut bevels and textured glass pieces, triple-glazed units are beautiful additions to any door design. What's more, they offer excellent thermal and sound insulation properties, as well as providing extra security thanks to the additional strength.

Triple-glazed unit

Gold or Silver lead art, 5mm thick glass bevels and obscurity glass.

Glass shown: Reflections

Creating privacy

Many of our glass designs can be specified with different backing glasses as well as clear, offering varying levels of obscurity. Choosing the right backing glass can help increase the level of privacy your door offers, as well as match glass elsewhere in your property.



Clear™



Stippolyte™



Minster™



Oak™



Contora™



Cotswold™



Everglade™



Florielle™



Pelerine™




Chantilly™



Mayflower™



Autumn™



Charcoal Sticks™



Taffeta™



Satin™

NEW

The Birchover

The inline slim glazing details on the Birchover door is inspired by the contemporary European door look.

Glazing styles available



Diamond Classic



Satin†

NEW



Glacier

NEW



Silvaner†



Lattice†



Eost†

Available in:
Clear, Red, Blue,
Green and Black



Rhea†

Available in:
Black



Mene†



Murano†

Red (with Yellow insert),
Blue (with Blue insert),
Green (with light Green insert),
Black (with Black insert)



Standard

† These glass styles are supplied with a choice of backing glass. Please see page 21 for these options. The door shown features Diamond Classic glass and is finished in Anthracite Grey with Satin Silver door furniture.

LEAD OPTIONS:  Gold  Silver  Lead

GLAZING:  Double Glazing  Triple Glazing



The Birchover

style shown in
Anthracite Grey with
Mene glass

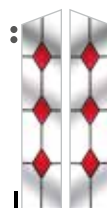
The Bradbourne

Distinctive eyebrow twin door lights give the Bradbourne a delightful individual look, evocative of the Georgian era. Choose a glass style that makes the most of this feature to really make your door stand out.

Glazing styles available



Bevel Diamond†
Available in Clear, Red, Blue, Green and Black



Diamond†
Available in Clear, Red, Blue, Green and Black



Diamond Classic
Available in Clear, Red, Blue, Green and Black



Eos†
Available in Red, Blue, Green and Black



Lattice†



Mene†



Spirit†
Available in Clear, Red, Blue, Green and Black



Standard
14 choices of backing glass. See page 21



Block Lead



Murano†
Available in Red (with Yellow insert), Blue (with light Blue insert), Green (with light Green insert) and Black (with Black insert)

† These glass styles are supplied with a choice of backing glass. Please see page 21 for these options. The door shown features Diamond Classic glass and is finished in Anthracite Grey with Satin Silver door furniture.

LEAD OPTIONS: Gold Silver Lead

GLAZING: Double Glazing Triple Glazing

The image shows a dark blue, paneled door with a lattice glass insert at the top. The door is set within a white-painted wooden frame. The surrounding wall is made of light-colored, textured stone blocks. To the left of the door, there is a black metal bracket and a wall-mounted light fixture. To the right, there is another wall-mounted light fixture. A small black plaque with the number '11' is visible on the wall to the left of the door. A small green bush in a wooden planter is visible at the bottom left of the door.

The Bradbourne

door style shown in
Anthracite Grey with
Lattice glass

The Brassington

Our Brassington door style features eye catching half-moon glazing, giving you a high degree of privacy behind your door whilst still letting light in. Remember to have a spyhole fitted to your door if you'd like to check on who's knocking before you open the door.

Glazing styles available



Eost†

Available in Red, Blue, Green and Black



Bevel Diamond†

Available in Clear, Red, Blue, Green and Black



Diamond†

Available in Clear, Red, Blue, Green and Black



Standard

14 choices of backing glass. See page 21



Spirit†



Kara



Lattice†



Diamond Classic



Sunburst Glazing Frame†

Available in Red, Blue, Green and Black



Prestige†



Gavalas†



Mene†



Silvaner†



Glacier



Murano†



Available in Red (with Yellow insert), Blue (with light Blue insert), Green (with light Green insert) and Black (with Black insert)

† These glass styles are supplied with a choice of backing glass. Please see page 21 for these options. The door shown features sunburst glazing frame and is finished in Berry Red with Gold door furniture.

LEAD OPTIONS: Gold Silver Lead

GLAZING: Double Glazing Triple Glazing



The Brassington

door style shown in
Frost White with
Murano glass

The Bretton

The Bretton design is a clever updating of the classic cottage style door, combining it with modern composite door technology. With vertical boarding, and oblong shaped glass, the Bretton provides real privacy and allows you to make a bold statement with the colour of your door.

Glazing styles available



Bevel Diamond†
Available in Clear, Red, Blue, Green and Black



Diamond†
Available in Clear, Red, Blue, Green and Black



Diamond Classic



Eos†
Available in Red, Blue, Green and Black



Kara



Lattice†



Mene†



Spirit†



Standard
14 choices of backing glass. See page 21



Glacier



Murano†

Available in Red (with Yellow insert), Blue (with light Blue insert), Green (with light Green insert) and Black (with Black insert)

The door shown features Eos glass and is finished in Chartwell Green with Satin Black door furniture.
† These glass styles are supplied with a choice of backing glass. Please see page 21 for these options.

LEAD OPTIONS: Gold Silver Lead

GLAZING: Double Glazing Triple Glazing



The Bretton

style shown in Chartwell
Green with Diamond
Classic glass

The Chatsworth

Classic Georgian style and refined proportions makes the Chatsworth an elegant choice, fit for the grandest of homes. Twin door lights also make the Chatsworth incredibly practical as it allows light to flood into your hallway, keeping your interior well lit with natural light.

Glazing styles available



Spirit†

Available in Clear, Red, Blue, Green and Black




Kara



Bevel Diamond†

Available in Clear, Red, Blue, Green and Black



Diamond†

Double-glazed
Available in Clear, Red, Blue, Green and Black



Eost†

Double-glazed
Available in Red, Blue, Green and Black



Diamond Classic



Lattice†



Block Lead



Mene†




Prestige†



Standard

14 choices of backing glass. See page 21



Murano†

Available in Red (with Yellow insert), Blue (with light Blue insert), Green (with light Green insert) and Black (with Black insert)



Glacier

NEW

These glass styles are supplied with a choice of backing glass. The door shown features Diamond glass (in blue) and is finished in Derwent Blue with Satin Silver furniture.

LEAD OPTIONS: Gold Silver Lead

GLAZING: Double Glazing Triple Glazing

A close-up photograph of a red Berry Red door. The door features two vertical glass panels, each containing three diamond-shaped glass inserts. A silver handle is mounted on the left side. A silver letterbox is positioned below the handle. The door is set against a brick wall. A green plant is visible in the bottom right corner.

The Chatsworth


door style shown in
Berry Red with Red
Diamond glass



The Chelmorton

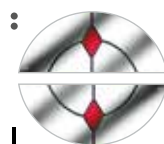
The distinctive Chelmorton design incorporates double half-moon glazing. This unusual and charming feature gives you the freedom of creating a door style that is either traditional or contemporary, depending on the door colour and glazing style you select.

Glazing styles available



Bevel Diamond†

Available in Clear, Red, Blue, Green and Black



Diamond†

Available in Clear, Red, Blue, Green and Black



Diamond Classic



Gavalas†

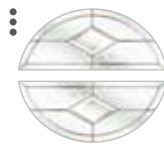


Prestige†




Eos†


Available in Red, Blue, Green and Black



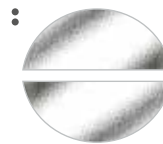
Kara



Lattice†



Mene†



Standard

14 choices of backing glass. See page 21



Spirit†



Sunburst Glazing Frame†

Colour matched to door colour



Glacier†

Available in: Clear, Red, Blue, Green, Black



Murano†



The door shown features Mene glass and is finished in Slate Grey with Satin Silver door furniture.

† These glass styles are supplied with a choice of backing glass. Please see page 21 for these options.

LEAD OPTIONS:

Gold Silver Lead

GLAZING:

Double Glazing Triple Glazing

A black door with a cream frame and diamond glass, set in a stone wall. The door features a large, arched glass panel with a diamond pattern. The frame is cream-colored, and the door is set in a stone wall. To the left of the door is a window with a cream frame and diamond glass. A black lantern-style light fixture is mounted on the wall above the door. A small potted plant is on the ground to the left of the door.

The Chelmorton

style shown in Gothic Black,
with Cream frame and
Diamond (clear) glass

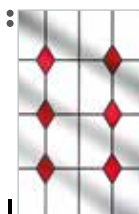
The Cromford

The Cromford style allows the maximum amount of light into your home, and really lets the glass make a statement on this door. As well as making an impressive front door, the stylish Cromford design is also often used as an impressive back door.

Glazing styles available



Bevel Diamond†
Available in Clear, Red, Blue, Green and Black



Diamond†
Available in Clear, Red, Blue, Green and Black



Eos†
Available in Red, Blue, Green and Black



Lattice†



Block Lead



Mene†



Murano†
Available in Red (with Yellow insert), Blue (with light Blue insert), Green (with light Green insert) and Black (with Black insert)



Standard
14 choices of backing glass. See page 21



Spirit†
Available in Clear, Red, Blue, Green and Black



Glacier



Kara

NEW

† These glass styles are supplied with a choice of backing glass. Please see page 21 for these options. The door shown features Eos glass and is finished in Chartwell Green with Satin Silver door furniture.

LEAD OPTIONS: Gold Silver Lead

GLAZING: Double Glazing Triple Glazing



The Cromford

door style shown in
Frost White with Eos glass

The Elton

Maximise the amount of natural light into your home with The Elton style which offers the largest glazed area in the door range. The traditional aesthetics of this door make it the perfect solution for a back door as well being versatile enough to use for an entrance.

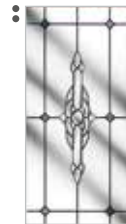
Glazing styles available



Murano
Available in Red, Blue, Green and Black



Standard



Bohemia



Reflections



Simplicity Brass



Simplicity Zinc

† These glass styles are supplied with a choice of backing glass. Please see page 21 for these options.
The door shown features clear simplicity zinc glass and is finished in moondust grey with a satin silver handle.

The Hartington

The Hartington offers a modern and stylish take on a classic 1930's style front door. The arched top glazing and triple vertical panels help create a traditional and imposing entrance to your home. A choice of modern and classic glass styles ensure this door retains a timeless look.

Glazing styles available



Standard

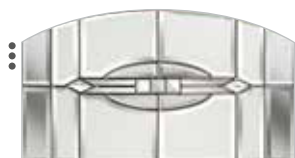


Simplicity Zinc
Available in Zinc and Brass



Glacier


NEW



Reflections



Havana



Dorchester

† These glass styles are supplied with a choice of backing glass. Please see page 21 for these options.
The door shown features clear simplicity zinc glass and is finished in Royal Magenta with a satin silver handle.



The Hathersage

Colonial style meets modern performance in our Hathersage door. The four door lights allow plenty of natural light to flood into your home, whilst the cross members between the glass give your door a solid feel and a certain air of refinement.



Glazing styles available




Lattice†



Bevel Diamond†

Available in Clear, Red, Blue, Green and Black



Diamond†

Available in Clear, Red, Blue, Green and Black




Diamond Classic



Eos†

Available in Red, Blue, Green and Black



Kara



Mene†



Spirit†

Available in Clear, Red, Blue, Green and Black



Standard

14 choices of backing glass. See page 21



Silvaner†



Glacier



Murano†

Available in Red (with Yellow insert), Blue (with light Blue insert), Green (with light Green insert) and Black (with Black insert)

† These glass styles are supplied with a choice of backing glass. Please see page 21 for these options. The door shown features Murano glass, in Blue (with light Blue insert) and is finished in Derwent Blue with Satin Silver door furniture.

LEAD OPTIONS: Gold Silver Lead

GLAZING: Double Glazing Triple Glazing



The Hathersage

door style shown in
Gothic Black with
Diamond Classic glass

The Litton

The new Litton is a bold, contemporary design with a subtle Art Deco influence, creating a modern style perfect for a variety of homes in both urban and rural environments. With vertical boarding and three quaint rectangular glazed panels.

Glazing styles available



Bevel Diamond†

Available in Clear, Red, Blue, Green and Black



Diamond†

Available in Clear, Red, Blue, Green and Black



Diamond Classic



Standard

14 choices of backing glass. See page 21



Kara



Lattice†



Mene†




Eos†

Available in Red, Blue, Green and Black



Murano†

Available in Red, Blue, Green and Black.



Spirit†



Glacier

NEW

The door shown features Diamond Classic glass and is finished in Moondust Grey with Satin Silver door furniture.

† These glass styles are supplied with a choice of backing glass. Please see page 21 for these options.

LEAD OPTIONS: Gold Silver Lead

GLAZING: Double Glazing Triple Glazing



The image shows a light blue door with three small square windows, each containing a black grid pattern. The door has a silver handle and a silver mail slot. It is set in a brick wall. To the left of the door is a white-framed window with multiple panes. A yellow circle is overlaid on the lower left of the image, containing the text 'The Litton' and 'style shown in Duck Egg Blue'.

The Litton

style shown in
Duck Egg Blue

The Middleton

The Middleton is perfect when you want the safety and performance of a composite door to blend seamlessly with a cottage style property. With vertical boarding, the Middleton offers authentic country looks and features a distinctive diamond shaped window for added charm.



Glazing styles available




Eos†


Available in Red, Blue,
Green and Black



Mene†



Lattice†



Standard

14 choices of backing
glass. See page 21



Solid

Available as
a solid door with
no glazing

† These glass styles are supplied with a choice of backing glass. Please see page 21 for these options.
The door shown features Kara glass and is finished in Frost White with Satin Silver door furniture.

LEAD OPTIONS: Gold Silver Lead

GLAZING: Double Glazing Triple Glazing




The Middleton

door style shown in
Frost White and Kara glass

The Newhaven

The Newhaven offers the perfect balance between traditional looks and contemporary design. The unique characteristics of horizontal boarding coupled with a long bar handle make this door style an ideal solution for both cottage styles and new build properties.

Glazing styles available



† These glass styles are supplied with a choice of backing glass. Please see page 21 for these options.
The door shown features Reflections glass and is finished in French Blue with satin silver furniture.

LEAD OPTIONS: Gold Silver Lead

GLAZING: Double Glazing Triple Glazing

The Thorpe

Refinement, strength and elegance are brought together in our impressive Thorpe design. A large door area and smaller glass lights allow you to make a clear statement with the colour of your door, whether in subdued Gothic Black or vibrant Berry Red.

Glazing styles available



Solid
No glazing



Spirit†
Available in Clear, Red,
Blue, Green and Black



Bevel Diamond†
Available in Clear, Red,
Blue, Green and Black



Diamond†
Available in Clear, Red,
Blue, Green and Black



Diamond Classic



Eos†
Available in Red, Blue,
Green and Black



Kara



Lattice†



Mene†



Standard
14 choices of backing
glass. See page 21



Silvaner†



Murano†
Available in Red,
Blue, Green and Black



Glacier

NEW

† These glass styles are supplied with a choice of backing glass. Please see page 21 for these options.
The door shown features Clear Spirit glass and is finished in Gothic Black with Gold door furniture.

LEAD OPTIONS: Gold Silver Lead

GLAZING: Double Glazing Triple Glazing



















The Winstler

The Winstler combines pleasing half-moon and mid-panel glazing, giving a door style full of character that allows plenty of light inside your home. Remember to think carefully about the style of glass and backing glass that you choose, as this will affect the level of privacy your door offers.

Glazing styles available

 <p>Lattice†</p>	 <p>Diamond Classic</p>	 <p>Mene†</p>	 <p>Kara</p>	 <p>Silverner†</p>	 <p>Cavalas†</p>	 <p>Spirit†</p>
 <p>Bevel</p>	 <p>Diamond†</p>	 <p>Sunburst</p>	 <p>Eos†</p>	 <p>Standard</p>	 <p>Murano†</p>	 <p>Glacier</p>
<p>Diamond† (L) Double-glazed Available in Clear, Red, Blue, Green and Black</p>	<p>Available in Clear, Red, Blue, Green and Black</p>	<p>Colour matched to door colour</p>	<p>Available in Red, Blue, Green and Black</p>	<p>14 choices of backing glass. See page 21</p>	<p>Available in Red (with Yellow insert), Blue (with light Blue insert), Green (with light Green insert) and Black (with Black insert)</p>	

† These glass styles are supplied with a choice of backing glass. Please see page 21 for these options. The door shown features Spirit glass and is finished in Heritage Green with Gold door furniture.

LEAD OPTIONS:  Gold  Silver  Lead

GLAZING:  Double Glazing  Triple Glazing

A photograph of a red front door with white trim and glass inserts, set in a brick house. The door features a semi-circular transom window at the top, two vertical glass panels with decorative leaded glass patterns, and a central mail slot. The door is surrounded by a white frame. To the left of the door is a hanging basket with yellow flowers. To the right is a white-framed window. The house is made of red brick. The scene is brightly lit, suggesting a sunny day.

The Winster

door style shown in
Berry Red and Spirit glass

The Wirksworth

The Wirksworth offers a contemporary take on the traditional, ideal for a cottage style or new build property. With vertical boarding, the Wirksworth offers stunning looks and features a distinctive sequence of quad glazing available in a range of glass designs.

Glazing styles available



Kara



Lattice†



Mene†



Diamond†

Available in Clear, Red, Blue, Green and Black



Silvaner†



Eos†

Available in Red, Blue, Green and Black



Standard

14 choices of backing glass. See page 21



Bevel Diamond†

Available in Clear, Red, Blue, Green and Black



Spirit†

Available in Clear, Red, Blue, Green and Black



Diamond Classic



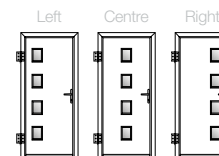
Glacier

NEW



Solid

Also available as a solid door



Glazing Positions

† These glass styles are supplied with a choice of backing glass. Please see page 21 for these options. The door shown features Diamond Classic glass and is finished in Royal Magenta with Satin Silver door furniture.


LEAD OPTIONS: Gold Silver Lead

GLAZING: Double Glazing Triple Glazing



The Wirksworth

door style shown in
Gothic Black and
Diamond Classic glass



AVAILABLE IN ANY RAL COLOUR



Something on the side...

Window side panels and fan lights

Full height side panel including mid-rail



Full height side panel



Full GRP composite side panel




Flag light



Fan light



Frame colour options





YourPad

Discover your dream today

See what your dream entrance door would look like on your home with YourPad – the virtual home improvement app from Eurocell. Download it for **free** on iPad and Android tablets at:



All together better

Product specification is subject to change without notification. Please also note that colours shown are illustrative only, as the printing process does not allow 100% accurate colours to be reproduced.